








**WALLY PET**  
**white matt - rolls**

October 2017

Item	Description	Specification
 <p><b>Composition</b></p>	Product codes and packaging	WALLY-PETWM-13 - 1,37*50m
	Type of support / Top layer	Nano tack technology PET sheeting
	Colour	White coated PET
	Layers	Front layer: white coated PET 115 micron, high toner and inks receptivity
		Liner: PET matt finish 50 micron
		Back treatment: silicon suction cups (492.800 dots per m <sup>2</sup> )
Total thickness & Weight	190 micron - 225 g/m <sup>2</sup>	
<p><b>Technical data</b></p>	Elongation at break (ASTM D638 M89-%)	> 80 %
	Release force	0.1 ≤ x ≤ 0.3 N/25mm
	Peeling force	5 ≤ x ≤ 10 N/25mm
	Dimensional Stability (MD) (ASTM D 1204-02)	≤ 0,1 in
	Surface tension (MD)-(ASTM D1204-02)	32±36 dyne /cm
	Working temperature	-30 ÷130°C (outdoor durability:12-18 months / indoor durability: no limits)
	Application temperature	8 ÷30°C

<b>Applications</b>	<p>The product is ideal for graphics, tempera-painted walls decoration, interior décor, retail displays, trade show graphics and signage, and textured labels and all the smooth and clean surfaces. It can be easily applied, re-positioned multiple times and removed without surface damage or loss of adhesion (totally bubble free) and without leaving any residue after the removal even after long application period. It is ideal for brand campaigns in chain stores. <b>Installation recommendations:</b> it is obviously very important that the surface on which you are going to apply the product must be appropriately clean and smooth and free of defects before application, as required for any kind of applications. Keep the film flat during application, crease and curing will affect the adhesion persistence. Wet-mounting is not necessary and not recommended.</p>
<b>Printing</b>	<p>- Suitable for screen and digital printing. - Suitable for UV Flexible and Latex inks. For eco-solvent inks, before starting the print operation, make sure the linearization on the RIP, is fixed in accordance with the specifics of the printer on which you want to print the PET media (ink limit 240-250%) and the evaporation and curing of the ink is completed. Best printing conditions: 16-28°C, humidity 30-60%, atmospheric pressure of 1004±1025 hPa</p> <p><b>Notes:</b> Due to the wide variety of inks products and digital printing machines, tests before printing are always recommended. With UV ink, avoid high polymerization to minimize the "brittle effect".</p> <p><b>Attention!</b> When die-cutting full background printed magnet, or other materials, you would observe the rising of shape edges (ink evaporation is the cause of tension surface).</p>
<b>Storage period</b>	12 months under storage conditions. Closed package to preserve, avoiding sunlight, in temperature between 10°C to 35°C, relative humidity from 20°C to 70°C. Unfinished material should be seal-packed, and used up within one month.
<b>Safety</b>	<p>The product complies the strictest European regulations in terms of safety, pollution and environment:</p> <div style="display: flex; justify-content: space-around; align-items: center;">     </div>
<b>Notes</b>	<p><i>Published information is based upon research and information which the Company believes to be reliable although such information does not constitute a warranty. Because of the variety of uses of the products and the continuing development of new applications, the purchaser should carefully consider the suitability and performance of the product for each intended use, and the purchaser shall assume all risks regarding such use. The seller shall not be liable for damages in excess of the purchase price of the product nor for incidental or consequential damages. All specifications are subject to changes without prior notice.</i></p>

